



DATA SHEET CONTROL VALVE



GENERAL FEATURES

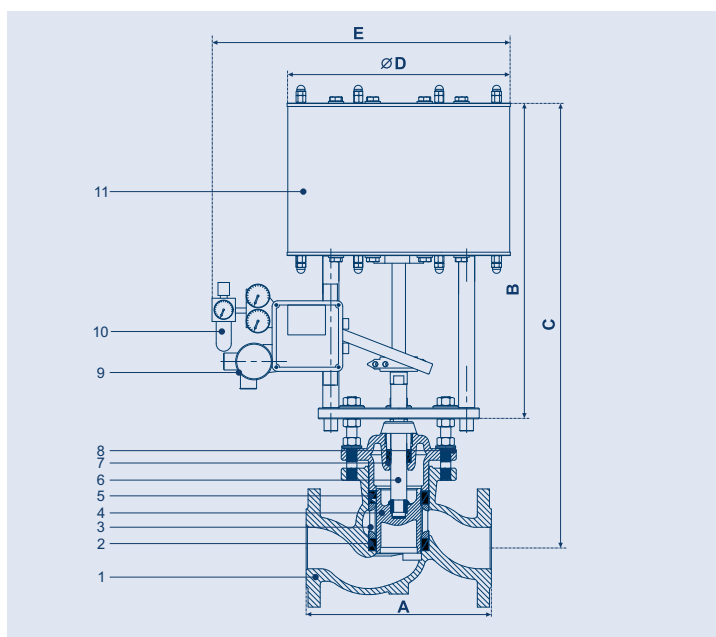
- » Tight seal and reliable for both the line as to the atmosphere;
- » Resistant to temperature variations, including thermal shock;
- » Low maintenance cost;
- » Maintenance can be done with the valve installed in line;
- » Does not use compression packing;
- » Sealing through KX-GT resilient rings;
- » Actuator does not use diaphragm.

CONNECTION


- » Flanges EN 1092-2 (PN-16 and PN-40) / ANSI B16.5 150# / ANSI B16.5 300#;
- » Threaded.

FACE TO FACE DIMENSIONS

- » EN 558-1 GR1;
- » ANSI B16.10 150#;
- » ANSI B16.10 300#.



Diameter	Valve model VII	Actuator	DIMENSIONS A (mm)				DIMENSIONS (mm)				Weight Kg
			EN 558-1 GR1	ANSI B16.10 150#	ANSI B16.10 300#	DIN 3202-M9 screw-threaded	B	C	D	E	
15 – 1/2"	KVD / KVN	SC-02	130	108	152	100	257	354	202	430	18
20 – 3/4"			150	117	178	120		365			20
25 – 1"			160	127	223	135		382			22
32 – 1.1/4"		SC-03	180	---	---	160	270	407	221	440	25
40 – 1/1.2"			200	165	229	185		412			28
50 – 2"			230	203	267	220		427			32
65 – 2.1/2"		SC-04	290	216	292	---	280	591	266	490	47
80 – 3"			310	241	318	---		596			54
100 – 4"		SC-05	350	292	356	---	308	618	358	530	77
125 – 5"			400	---	---	---		623			91
150 – 6"			480	406	445	---		638			118
200 – 8"			600	495	---	---		768			208



KLINGER PNEUMATIC ACTUATOR

Following KLINGER's philosophy of offering products suited to market expectations, KLINGER Control Valves have an innovative actuation system that does

not use a diaphragm, but a pneumatic spring. This ensures durability and maintenance free, in addition to the traditional benefits of this type of valve.

Components		Materials	
		VII	XC
1	Body	ASTM A 216 WCB	ASTM A 351 CF8M
2	Inferior ring	KX-GT	KX-GT
3	Lantern	AISI 410	AISI 316
4	Piston	AISI 304	AISI 316
5	Upper ring	KX-GT	KX-GT
6	Piston stem	AISI 304	AISI 316
7	Stem seal	KX-GT	KX-GT
8	Bonnet	ASTM A 216 WCB	ASTM A 351 CF8M
9	Positioner 4-20	Aluminium	Aluminium
10	Air filter	Polycarbonate	Polycarbonate
11	Actuator	Carbon steel	Carbon steel



DATA SHEET CONTROL VALVE



ACTUATOR FEATURES

- » NO- Normally Open;
- » NC- Normally Closed;
- » DA- Double Action.

LEAKTIGHTNESS

- » Class VI.

FEATURES INHERENT TO FLOW

- » Equal percentage;
- » Linear;
- » Modified (special lantern);

KLINGER CONTROL GLOBE VALVE MORE PRECISION IN FLUID CONTROL

For Klinger control valves, the inherent flow characteristic is determined by means of lanterns designed for the different types of application existing in the industry. See some examples:



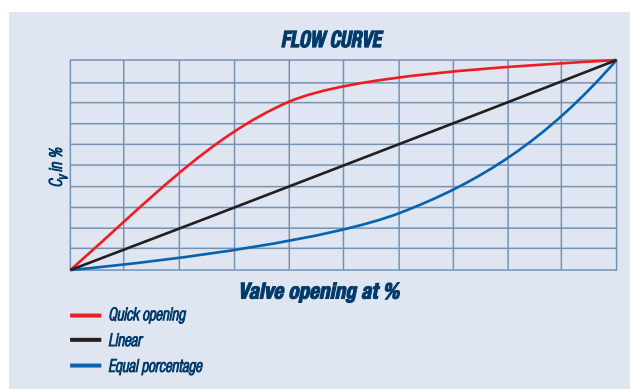
Quick opening lantern: its main feature is quick opening for on-off valves.



Equal percentage lantern: Ensures that a constant percentage ratio is maintained between flow variation (+/-) and previous flow



Low noise and anti-cavitation lantern: prevents noises greater than those specified by standard in applications with liquids, ensuring perfect control of the fluid and preventing internal wear.



C_v (Flow coefficient)

KVN MODEL

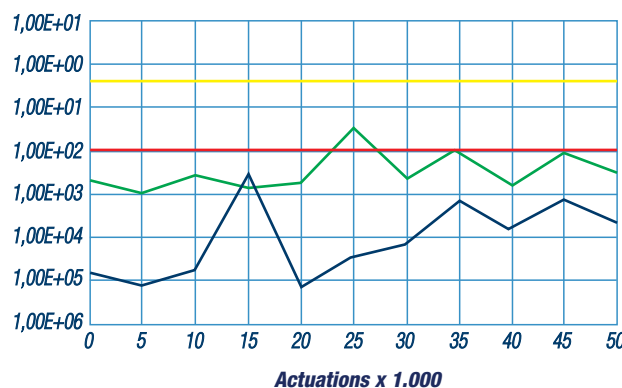
Valve diameter (mm)	15	20	25	32	40	50	65	80	100	125	150	200
C _v Maximum (gpm)	5	9	14	22	36	55	80	120	188	269	387	672

Low C_v option for valves of all diameters.

Why Class VI?

KLINGER piston valves feature the best sealing for industrial applications. Thanks to their exclusive KX-GT piston/ring system they ensure Class VI sealing according to ANSI/FC170-20 Standards regarding the passage of fluid to the line. KLINGER valves also comply with the most stringent environmental regulations in terms of leakage rate to atmosphere. Tests performed show better results than those recommended by international institutions such as TA-Luft (Germany) and EPA (Environmental Protection Agency, from the United States).

LEAKAGE RATE - VALVES KLINGER



VALVES/STANDARDS		ESCAPE RATE		VALUE SOURCE
		ppm	mbar x Vs	
	EPA	500	3,9 x 10	Reference
	Bellow valve	50	3,9 x 10	Measured peak
	TA - LUFT	13	1,0 x 10	Reference
	Piston Globe Valve	2	3,0 x 10	Measured peak



Quality Management System certified according to ISO 9001: 2015